

HOMELESSNESS IN THE BLUE RIDGE CONTINUUM OF CARE

SUMMER 2021

POINT-IN-TIME



269

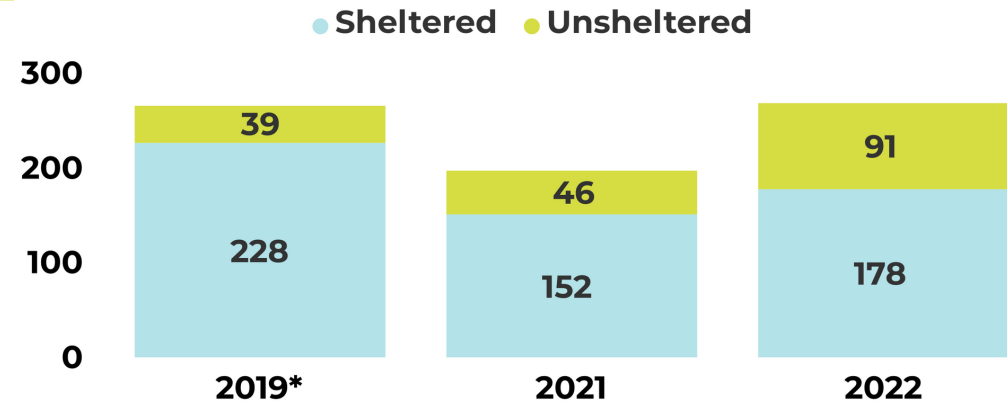
178

sheltered

91

unsheltered

people were experiencing homelessness on the night of July 20, 2022.



*Due to COVID-19, the 2020 Summer Point-in-Time did not take place.



Program	Number of individuals in families	Number of individuals in households without children	Number of veterans	Number of chronically homeless	Number of youth	Total number of individuals
ARCH BRBH	0	2	0	0	0	2
ARCH Families and Single Women	0	10	0	3	2	10
ARCH Veterans Housing/GPD Contract	0	13	13	1	0	13
Family Promise Housing for Families with Children	0	0	0	0	0	0
Rescue Mission Men's Shelter	0	75	9	14	1	75
Rescue Mission Women & Children's Center (WCC)	18	35	1	7	0	53
Safe Home Systems	4	4	0	0	1	8
TAP DVS	0	2	0	1	0	2
Turning Point	8	7	0	4	0	15
Unsheltered	0	91	6	21	3	91
Totals	30	239	29	51	7	269

2022 Summer PIT Data by Program on the night of July 20, 2021.

For more information on the Blue Ridge Continuum of Care, visit endhomelessnessblueridge.org


All data from Point-In-Time 2022 and the Blue Ridge Community Assistance Network's Homeless Management Information System (HMIS)



BLUE RIDGE CONTINUUM OF CARE

2022 POINT-IN-TIME SUPPLEMENTAL DATA

Unsheltered individuals counted during the 2022 Summer Point-in-Time were asked to voluntarily participate in an additional assessment. Of the 91 unsheltered individuals counted in the early morning of July 20, 2022, 44 consented to the additional assessment. Not all 44 answered all questions; the percentages below are based on actual responses received.


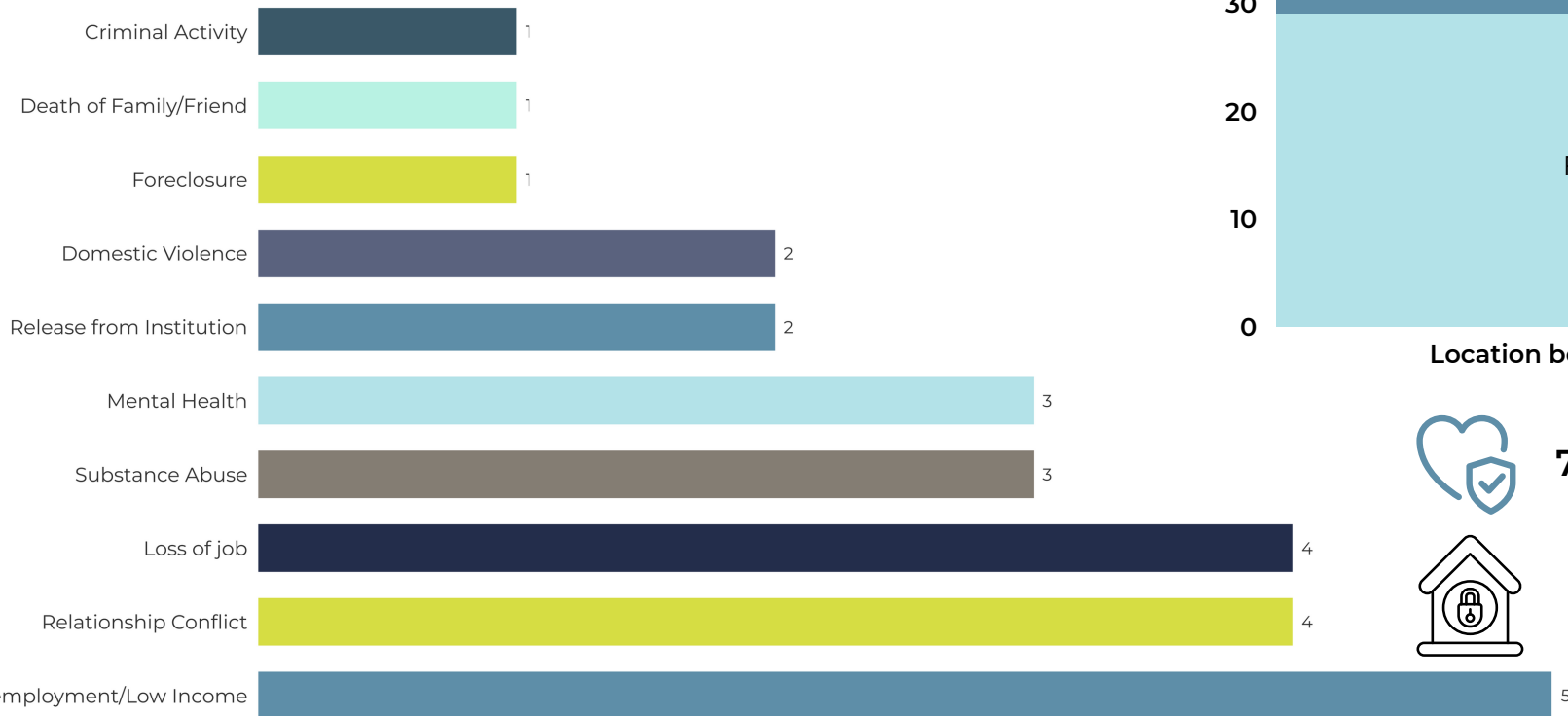
 **70% male**
25% female

42% Black
58% White

Median Age: 43
Mean Age: 45
(Range: 20 - 66)



Primary Reason for Homelessness




71% have health insurance



20% were homeless due to eviction



19% tested positive for COVID-19



66% received at least one dose of COVID-19 vaccine