

2025

POINT IN TIME REPORT




Table of Contents

02

Blue Ridge Interagency Council on Homelessness

03

2025 Survey Team

04

About this Report

05

Methodology

06

Executive Summary

07

Part One: Key Findings

10

Part Two: Supplemental Survey Data

17

Acknowledgements

18

Appendix A: Data Detail

20

Appendix B: 2025 Data Detail

29

Appendix C: Housing Inventory Count

31

Appendix D: Survey Instruments

Blue Ridge Interagency Council on Homelessness

Chair

Lee Clark, Rescue Mission of Roanoke

Members

Anne Marie Green, Council of Community Services

Bryan Hill, Roanoke Valley - Alleghany Regional Commission

Crystal Williams, City of Salem

Dave Prosser, Freedom First Credit Union

David Bustamante, Roanoke Redevelopment & Housing Authority

Diane Kelly, Church Women United

Emily Jewett, Legal Aid Society of the Roanoke Valley

Jeff Doyle, Salem VA Medical Center

Judy Cusamano Smith, Radford University Carilion

Judy Hough, Community Volunteer

Kathleen Talbot, Blue Ridge Behavioral Healthcare

Katie Kennedy, City of Roanoke

Malora Horn, Roanoke City Public Schools

Matthew Crookshank, City of Roanoke

Roy Hoza, Virginia Career Works - Blue Ridge

Stacey Sheppard, Total Action for Progress



2025 Survey Team

Alex Hash
Allison Basiley
Andrea Williams
Aubrey Hubel
Avanna Noname
Ben Smith
Brian Bailey
Cade Looney
Carey Caldwell
Celeste Culp
Claire Finch
Dani Rowsey
Danielle Benson
Danielle Childers
Danielle Hawes
Gabrielle Chahine
Grace Schepens
Hailey Groff
Hanna Allen
Hannah Evans
John Van Balen
Jordan Weink
Joseph Bryson
Josh Guzman

Josh Worth
Judy Smith
Kailee Keen
Kate Donaldson
Leslie Garcia
Lindsay Bolger
Logan Adkins
Luke Swatzyna II
Madison Churn
Marques Wilson
Paul Powell
Rosie Hackman
Sam Coles
Samuel Duru
Sarah Lawhorn-
Spencer
Sophie Hanks
Spencer Guth
Sydney Wilson
Tameika Oliver
Tasnia Chowdhury
Teagan Oliver
Thomas Hard
Wendy Dudley

About this Report

Point-in-Time (PIT) counts of sheltered and unsheltered people experiencing homelessness occur yearly in each jurisdiction in Virginia, and across the country. This count offers a snapshot of homelessness on a single night and takes place in late January. In order to qualify for federal homeless assistance funds, the U.S. Department of Housing and Urban Development (HUD) requires communities to perform this task. The Blue Ridge Interagency Council on Homelessness, the governance body for homeless services in the region, is the lead entity that conducts this PIT count.

The data collected provide valuable information to area service providers, policy makers, and the general public on the individual and family challenges and barriers associated with homelessness. Included data available for analysis are the number of people experiencing homelessness within particular populations, such as people with chronic patterns of homelessness, families with children, veterans experiencing homelessness, and young adults between the ages of 18 and 24 who are experiencing homelessness on their own, not in the company of their parent or guardian. Analyzing changes over time in the overall count and among certain populations of people experiencing homelessness is a strength of our data collection efforts.

Homelessness directly affects thousands of Virginians annually. According to the Annual Homeless Assessment Report (AHAR) to Congress by the U.S. Department of Housing and Urban Development, in 2024 there were 7,141 individuals counted as homeless in Virginia during a 24-hour count taken in January by localities statewide. This represents an increase of 5.6% over those counted in 2023.



Methodology

This 2025 Point-in-Time Count and Homeless Survey Report presents data obtained on a single night in January from sheltered and unsheltered people in the Blue Ridge Continuum of Care Region of Virginia: Alleghany County, Botetourt County, Craig County, Roanoke County, and the cities of Covington, Roanoke and Salem. This year, the shelter survey was administered on the evening of January 22nd; the street survey was administered in the early morning hours of January 23rd. The instrument used to collect data was a 38-question survey that was administered by staff from Continuum of Care partner organizations and community volunteers. The survey was administered voluntarily. Families with children were only surveyed once, as a household. Adults in households without children were surveyed individually.

This report also includes hard count and survey data obtained directly from the Homeless Management Information System (HMIS) for most programs. Data from the Homeless Management Information System can be pulled throughout the year and used by the community to analyze trends, assess needs, and evaluate system-level and program-level performance.

Individuals fleeing domestic violence were counted and surveyed by program caseworkers outside of the HMIS (N=39). These data were then aggregated with the overall count and other survey responses.

Data for individuals identified as unsheltered (N=70) were obtained and recorded on paper forms used by homeless service providers and community volunteers. Staff from the City of Roanoke's Homeless Assistance Team (HAT), the Salem VA Medical Center, and Radford University Carilion led eight street teams that visited encampment sites throughout the region. Volunteers from Radford University Carilion's Physician Assistant program, Bradley Free Clinic, Blue Ridge Behavioral Healthcare, Block by Block, and Greene Memorial United Methodist Church assisted with administering surveys for the street count. One additional street team was added to the unsheltered count process this year in an effort to reach encampment sites earlier in the morning before individuals left for the day.

This dedicated group searched the streets, under bridges, in doorways and other places to identify, count and interview unsheltered individuals. Surveys were also conducted by volunteers at the community's Empowerment Fair, which was held in conjunction with the PIT Count in an effort to increase the accuracy of the count and to connect individuals with resources. This helped ensure those who may have been missed during the early morning sweep were counted. The Empowerment Fair was held on January 24, 2025.

Executive Summary

Overall homelessness in the Roanoke Region decreased by 3.2% in 2025 after two consecutive years of significant increases. The 54% increase in overall homelessness in 2023 was the largest single-year increase recorded in the region. The 20% increase in 2024 continued the post-pandemic trend of increasing numbers. This year's 3.2% decrease represents a stabilization after two years of significant increases.

Significant reductions in family homelessness – a 49% decrease in number of family households (24 in 2025 from 47 in 2024); the number of persons in family households decreased 39% from 109 in 2024 to 66 in 2025).

Youth homelessness (young adults between the ages of 18 and 24) decreased by 63% (24 youth counted in 2024, 9 counted in 2025).

Chronic homelessness remains high and increasing (106 counted in 2025; +12.8% over 2024 (94)).

Unsheltered homelessness remains high (70 counted in 2025; a decrease of 7.9% from 2024). A new cold weather shelter operated by Belmont Presbyterian Church contributed to this slight decrease. Thirty-one (31) individuals were counted in this cold weather shelter this year. If these individuals would have been outside on the Point-in-Time (PIT) Count night, our unsheltered numbers would have increased by 32.9%.

The lack of affordable housing and the underfunding of services and resources continue to be the primary challenges in our region's ability to effectively respond to homelessness.

The average monthly rent for modest 1 and 2-bedroom housing units in our region have increased by more than \$300 over the last 5 years. Our region has a deficit of thousands of affordable units for low-income households.

Waiting lists for affordable housing openings remain long. Funding for voucher programs to make market rate housing more affordable for resource-constrained households remain inadequately funded. Because of increasing rents, local voucher programs are serving fewer qualifying households with the available resources, further compounding the issue.

These increasing housing costs compounded with inflation and the increasing costs of other basic needs have put tremendous pressure on low- and moderate-income households in maintaining stable housing. These factors directly impact homelessness in our community.

Part One: Key Findings

All Homeless People

- On January 22, 2025, 389 people were experiencing homelessness in the Roanoke Region. A majority, 82.0%, (319) were staying in emergency shelters, and 18.0% (70) were in unsheltered locations.
- 10.3 percent (40) of people experiencing homelessness were children, 83.5% (325) were over the age of 24, and 2.6 percent (10) were between the ages of 18 and 24.
- Between 2024 and 2025, the number of people experiencing homelessness in the Roanoke Region (including Alleghany County) decreased by 3.2% (402 in 2024 and 389 in 2025). Homelessness among people staying in unsheltered locations decreased by 7.9% (76 in 2024 and 70 in 2025).
- A trend of decreasing numbers since 2012 in the Roanoke Region shows that homelessness has decreased by 30.7% (561 in 2012 and 389 in 2025).

Homelessness by Household Type

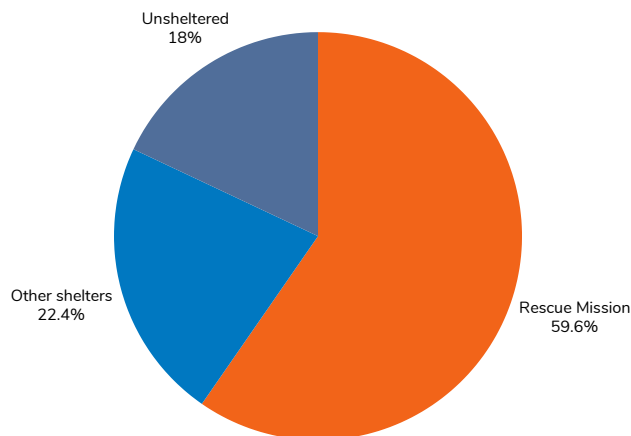
- There were 323 people experiencing homelessness in adult-only households, accounting for 83.0% percent of the homeless population.
- There were 66 people in families with children experiencing homelessness, representing 17.0 percent of the homeless population. Of people in families with children, 60.1 percent (40) were children under the age of 18.
- Between 2024 (293) and 2025 (323), homelessness among individuals increased by 10.2 percent.
- Homelessness among people in families with children counted on a single night decreased by 39.4% between 2024 (109) and 2025 (66).

Homelessness by Subpopulation

- In January 2025, 26 Veterans were experiencing homelessness, representing an increase of 44.4% over 2024 (18). All twenty-six (26) veterans were homeless in households without children. Seven Veterans were chronically homeless and six were unsheltered.
- There were 93 individuals in adult-only households with chronic patterns of homelessness. There were six families that included thirteen individuals who were identified as chronically homeless.
- Chronic homelessness increased by 12.8 percent between 2024 (94) and 2025 (106). Chronic homelessness has decreased by 28.9 percent since 2012 (149).
- There were 9 unaccompanied homeless youth between the ages of 18 and 24 counted in January 2025. Six of these youth were in adult-only households, three were in parenting youth households and none were unsheltered.

Point in Time Count by Program

The chart below shows the number of individuals and families counted and sorted by the programs and agencies that served them when the count was conducted on January 22, 2025. The Roanoke Rescue Mission is the largest emergency shelter provider in the Blue Ridge Continuum of Care. Sixty percent (232) of the homeless population (389) counted in shelters on the 2025 PIT night were sheltered at the Rescue Mission. This is a lower percentage than in previous years. Prior to the COVID-19 pandemic, the Mission had seventy-nine percent (252 of 319) of the individuals identified as homeless on the 2019 PIT Count night.



Program	Number of individuals in families	Number of individuals in households without children	Number of Veterans	Number of Chronically Homeless	Number of Youth	Total number of individuals
Family Promise Housing for Families with	8	0	0	0	0	8
Rescue Mission All Shelters	30	202	16	43	6	232
Safe Home Systems	6	1	0	0	0	7
TAP DVS	15	2	0	0	0	17
Turning Point	7	8	0	15	0	15
Belmont Presbyterian Cold Weather Shelter	0	31	3	13	0	31
Alleghany CSB Outreach	0	9	1	4	0	9
Unsheltered	0	70	6	31	0	70
Totals:	66	323	26	106	6	389

Trends Over Time: 2012 to 2025

Trends in Homeless Count - All Populations

In 2012, the Blue Ridge Continuum of Care (CoC) began a transformation of its service system that included changes in strategies to more effectively reduce homelessness. Based on national research, the new strategies focused on providing targeted homelessness prevention services and rapidly re-housing those who found themselves in a homeless condition and then providing them with tailored supportive services needed for them to maintain housing stability in the long-term. The CoC implemented the Housing First model in its housing programs and targeted its Permanent Supportive Housing (PSH) resources to those experiencing chronic homelessness who are most in need of intensive supportive services. Also in 2012, the community began matching households to resources more efficiently through standardized processes, which are components of an ongoing effort by the Blue Ridge Interagency Council on Homelessness and the Continuum of Care to improve service provision and effectiveness. Between 2012 and 2025, the number of people experiencing homelessness has been reduced by 30.7% from 561 to 389.

Even though the overall homeless count has decreased over the last thirteen years, recent trends reflect the challenges facing our community. The 54% increase in overall homelessness in 2023 was the largest single-year increase recorded in the region. The 20% increase in 2024 continued the post-pandemic trend of increasing numbers. This year's 3.2% decrease over 2024 represents a stabilization in the region's numbers after two years of significant increases following the end of the COVID-19 pandemic.

Trends in Veteran Homelessness

The number of veterans experiencing homelessness in 2025 increased by 44.4% in the past year but has declined 63.9% since 2012. Initiatives such as Michelle Obama's Mayors Challenge to End Veteran Homelessness in 2014 and Roanoke's participation brought additional attention and expanded resources to ending homelessness among the veteran population. Resources available for Veterans, including the HUD-VASH and SSVF programs, continue to be well-funded. In 2025, seven Veterans were chronically homeless and six were unsheltered.

Trends in Family Homelessness

The impact of rapid re-housing strategies on families has been well researched and proven effective. The Family Options Study published by HUD in 2015 showed that rapid re-housing reduced episodes of homelessness in emergency shelters and that both housing subsidies and rapid re-housing services were cost effective. Over the period of 2012 to 2025, the Blue Ridge Continuum of Care's efforts to reduce family homelessness through rapid re-housing housing and other interventions have proved to be both cost and program effective. Since 2012, the number of people in families with children has declined by 50.0% over the same period (from 132 in 2012 to 66 in 2025).

Part Two: Supplemental Data



**213 PIT Surveys
Collected**

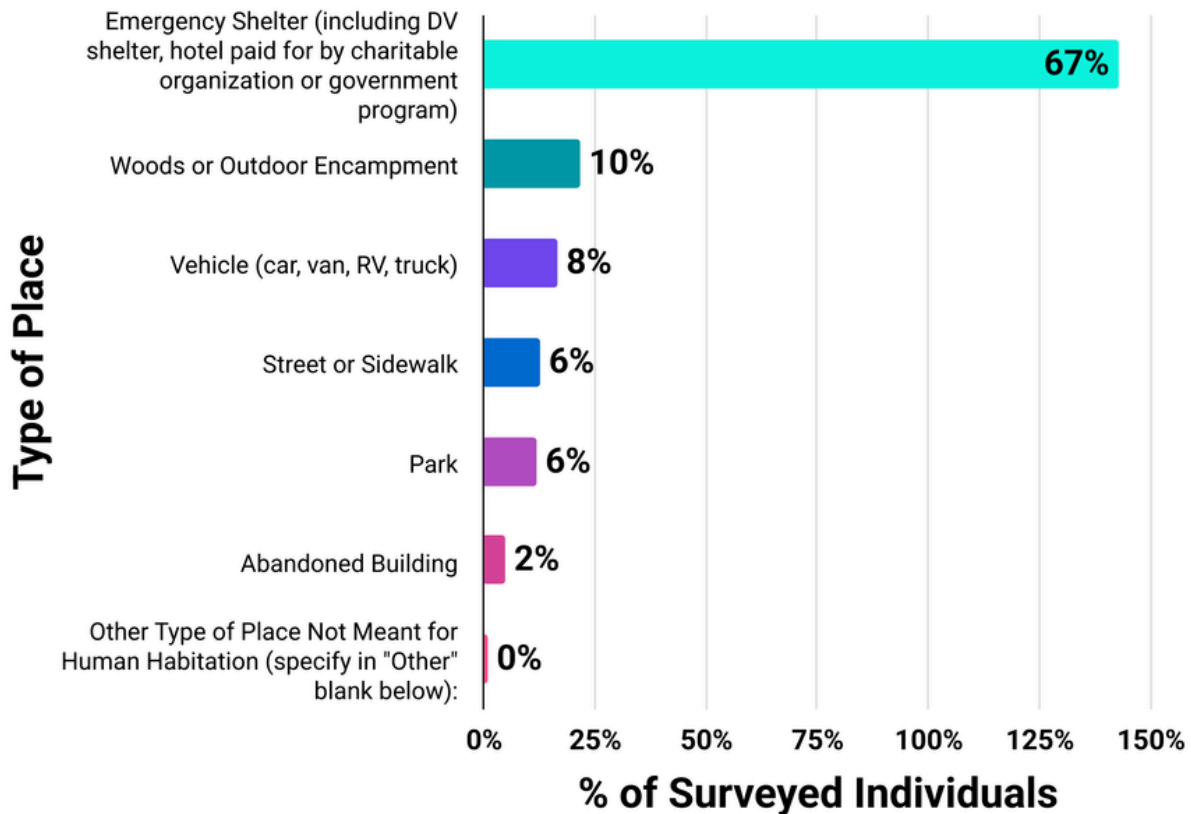


**Median Age: 51
Mean Age: 49.6**



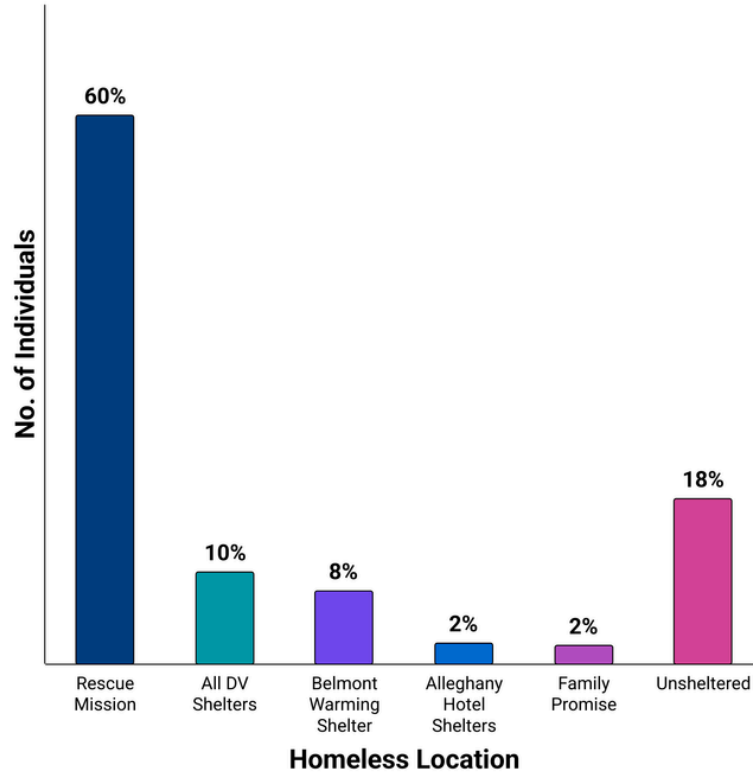
**Homeless Due to
Eviction: 37%**

Where Did You Sleep on January 22, 2025?

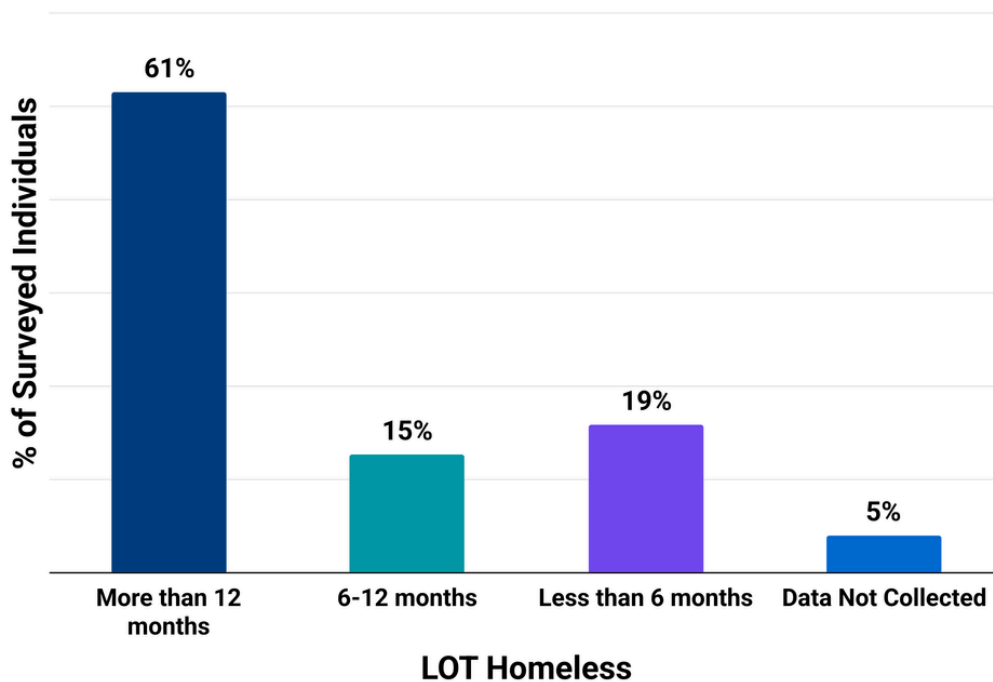


Part Two: Supplemental Data

Where Did You Sleep on the Night of January 22, 2025?

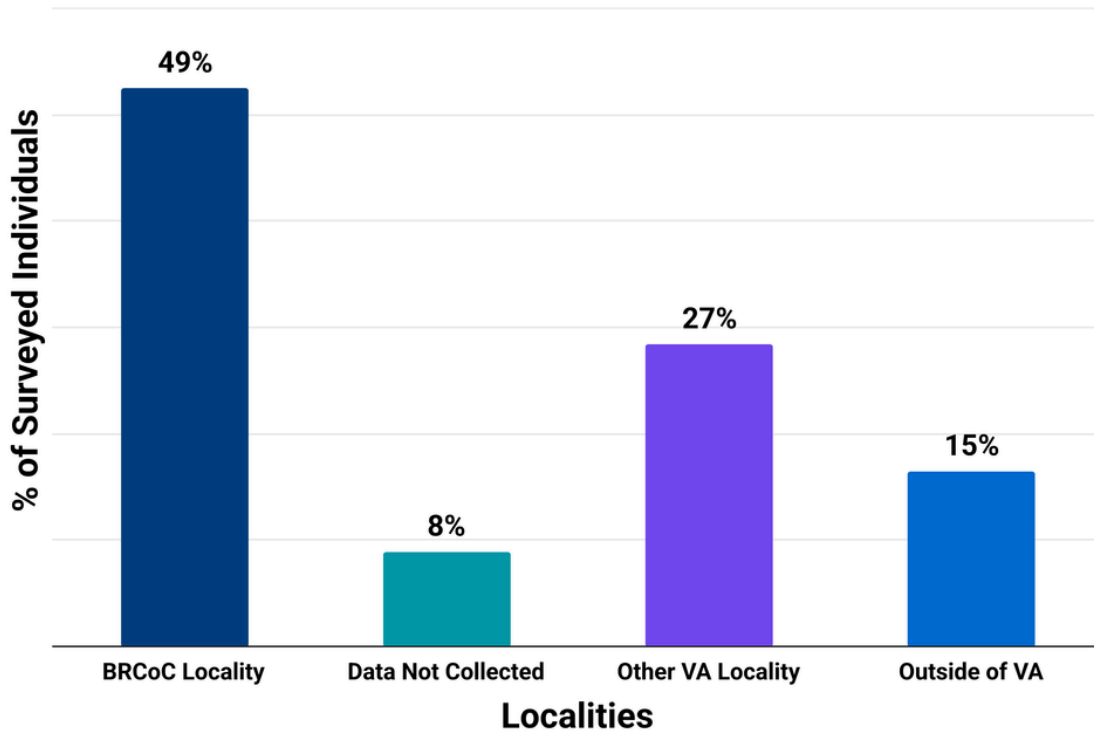


Length of Time Homeless

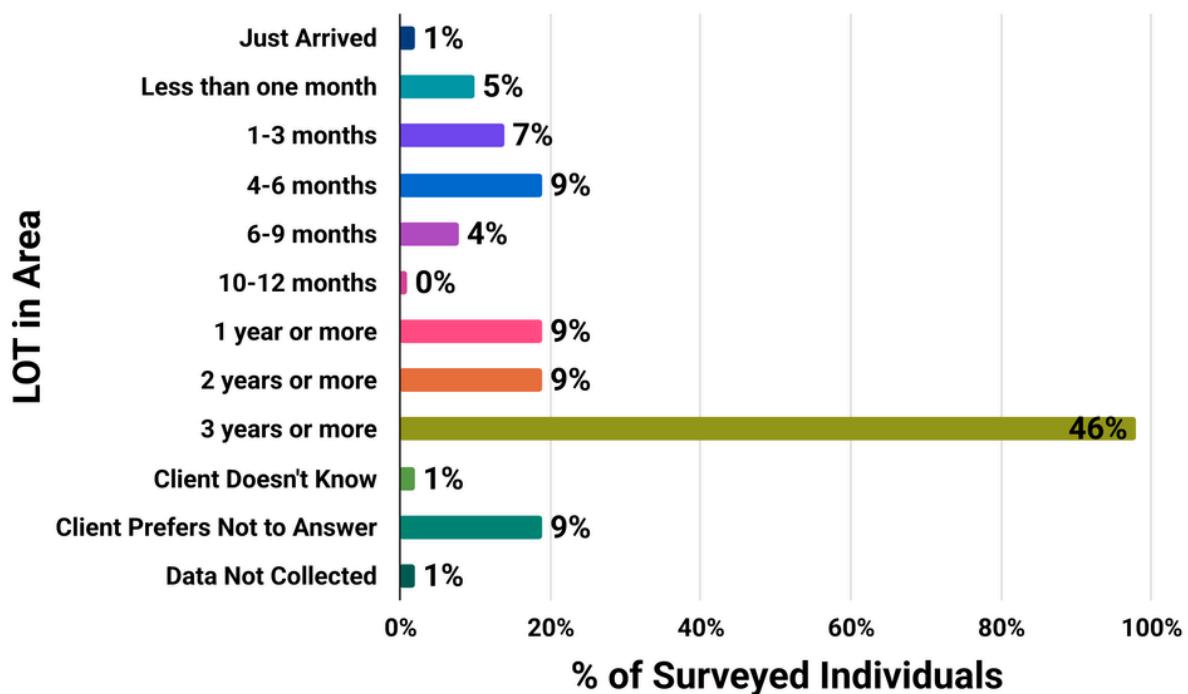


Part Two: Supplemental Data

Last Location Before Current Episode of Homelessness

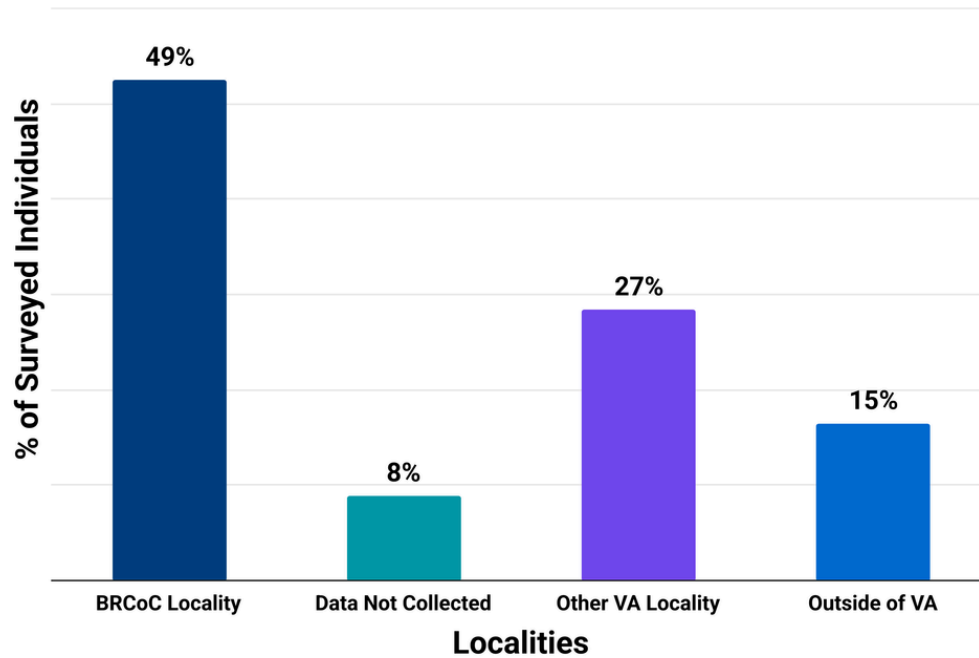


How Long Have You Lived in This Area?

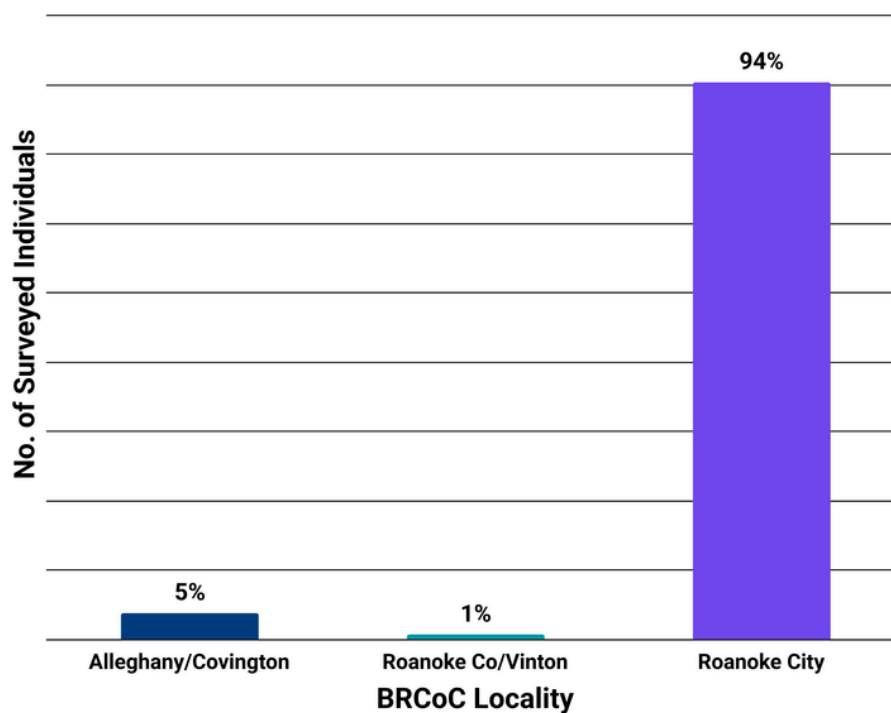


Part Two: Supplemental Data

Last Location Before Current Episode of Homelessness

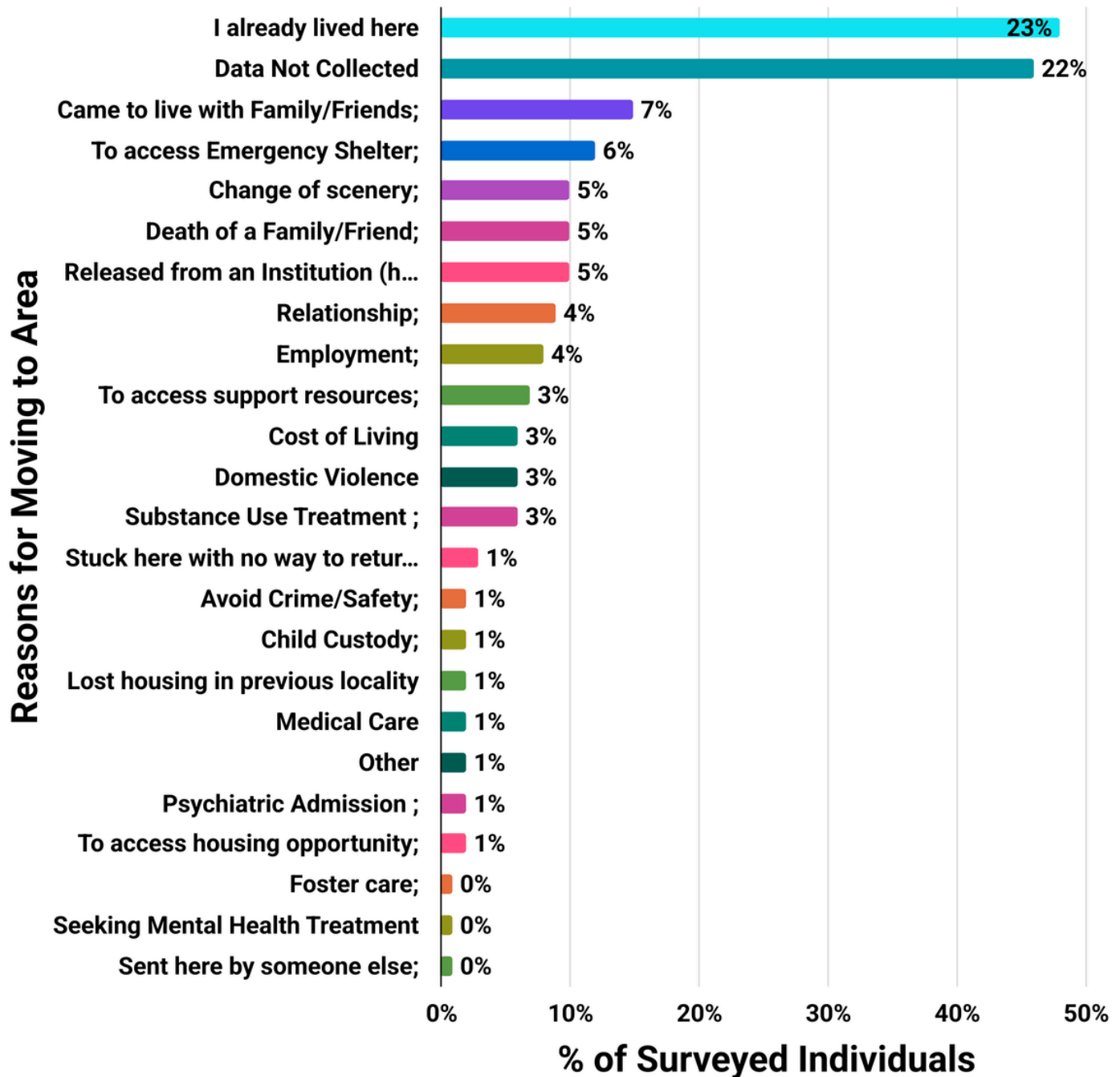


Homelessness within the Blue Ridge CoC



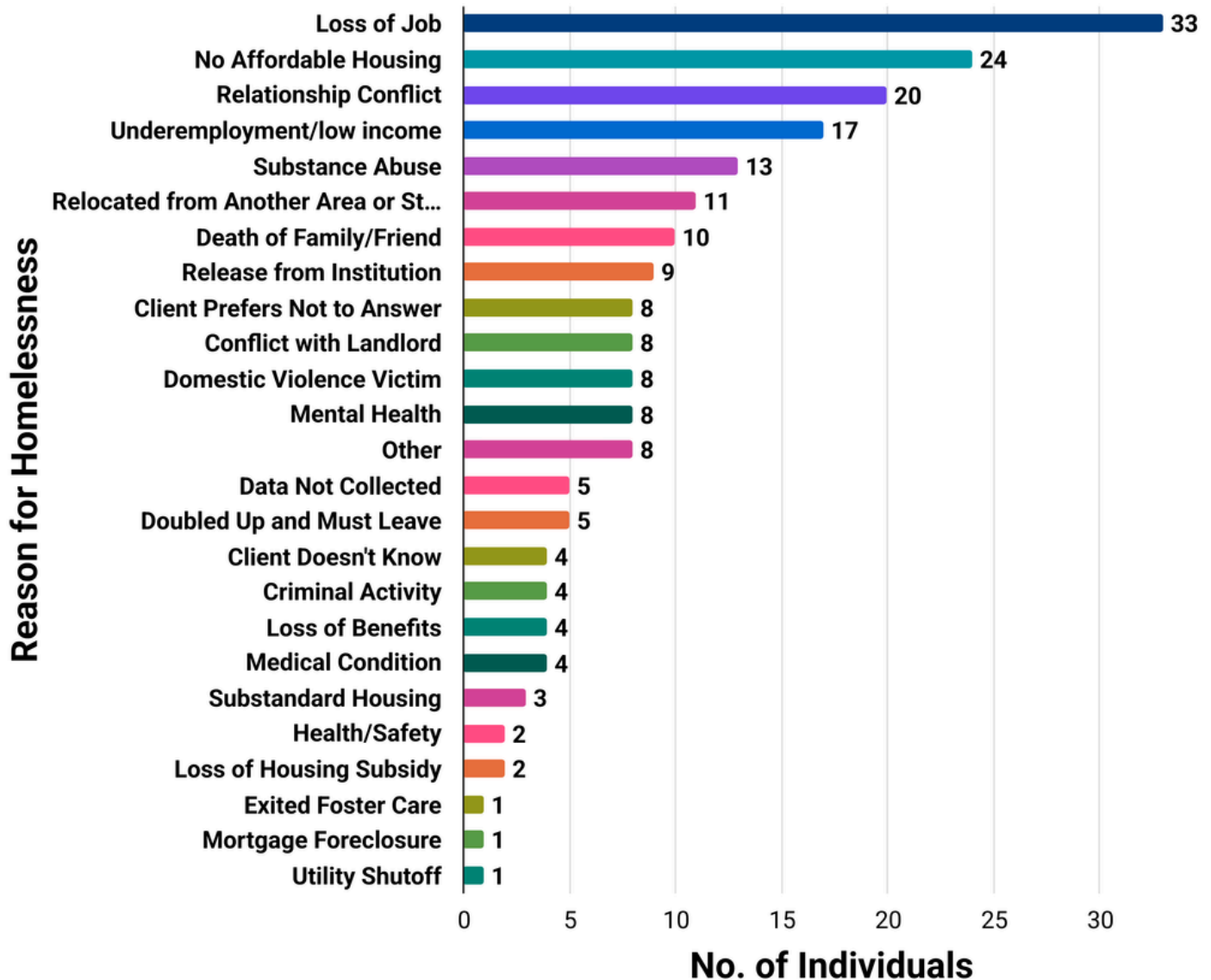
Part Two: Supplemental Data

Why Did You Move Here?



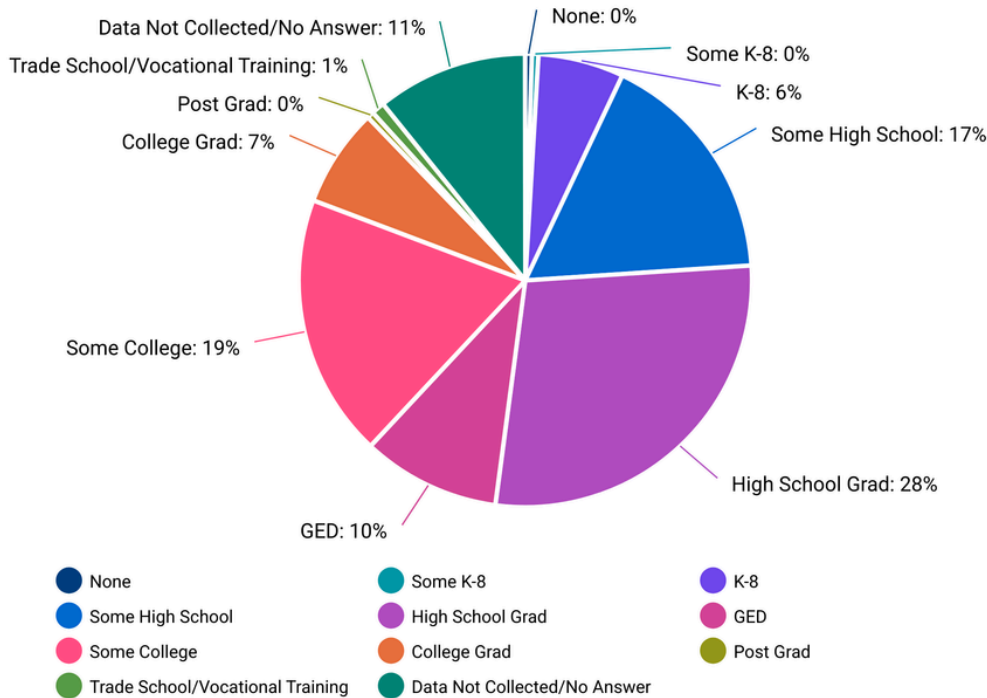
Part Two: Supplemental Data

Primary Reason for Homelessness



Part Two: Supplemental Data

Education Level

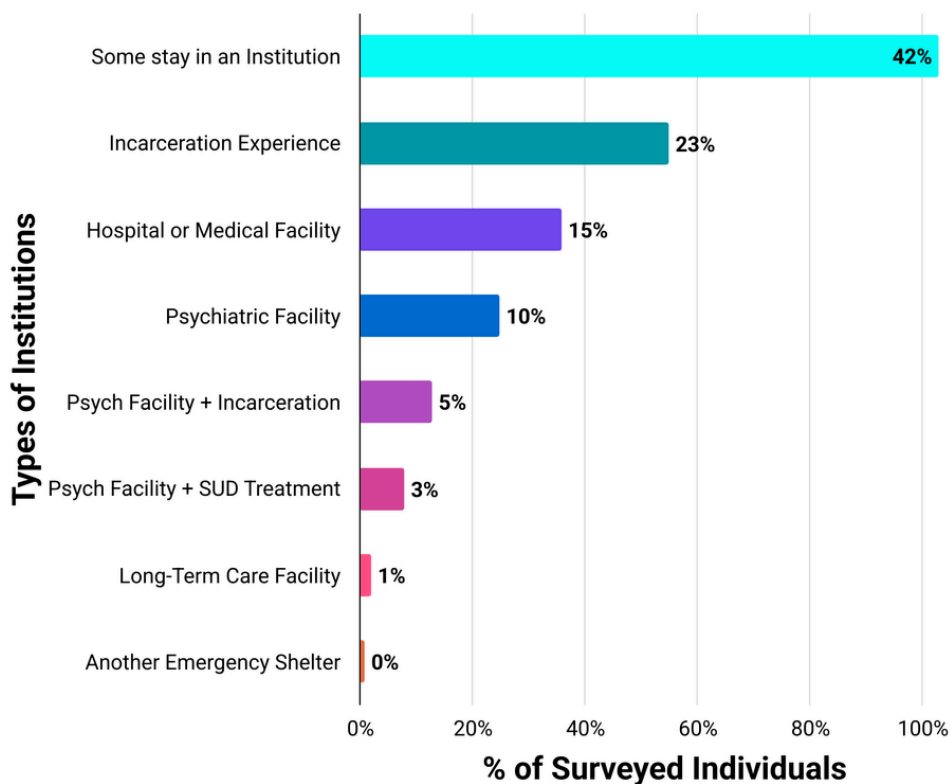


Substance Use: 19%



Mental Health Condition: 42%

In the Last Three Years, Have You Stayed in an Institution?



History of Domestic Violence: 45%



History of Incarceration:
Jail - 69%
Prison - 29%

Acknowledgements

Matthew Crookshank, Chair, Blue Ridge Continuum of Care, City of Roanoke

Lee Clark, Chair, Blue Ridge Interagency Council on Homelessness, Rescue Mission of Roanoke

AUTHOR

Matthew Crookshank

DATA COLLECTORS & ANALYSTS

Ben Bristoll, Council of Community Services

Brian Burnette, Council of Community Services

REPORT DESIGN

Alison Jorgensen, Council of Community Services

Appendix A: Definition of Terms

Chronically Homeless Individual refers to an individual with a disability who has been continuously homeless for one year or more or has experienced at least four episodes of homelessness in the last three years where the combined length of time homeless in those occasions is at least 12 months.

Chronically Homeless People in Families refers to people in families in which the head of household has a disability and has either been continuously homeless for one year or more or has experienced at least four episodes of homelessness in the last three years where the combined length of time homeless on those occasions is at least 12 months.

Continuums of Care (CoC) are local planning bodies responsible for coordinating the full range of homelessness services in a geographic area, which may cover a city, county, metropolitan area, or an entire state.

Emergency Shelter is a facility with the primary purpose of providing temporary shelter for homeless people.

Homeless describes a person who lacks a fixed, regular, and adequate nighttime residence.

Individual refers to a person who is not part of a family with children during an episode of homelessness. Individuals may be homeless as single adults, unaccompanied youth, or in multiple-adult or multiple-child households.

Other Permanent Housing is housing with or without services that are specifically for formerly homeless people, but that does not require people to have a disability.

Parenting Youth are people under the age of 25 who are the parents or legal guardians of one or more children (under age 18) who are present with or sleeping in the same place as that youth parent, where there is no person over age 24 in the household.

Parenting Youth Household is a household with at least one parenting youth and the child or children for whom the parenting youth is the parent or legal guardian.

Permanent Supportive Housing (PSH) is a program designed to provide formerly homeless people with long-term housing (project—and tenant-based) and supportive services. HUD McKinney-Vento-funded programs require that the client have a disability for program eligibility, so the majority of people in PSH have disabilities

People in Families with Children are people who are homeless as part of households that have at least one adult (age 18 and older) and one child (under age 18).

Point-in-Time Counts are unduplicated 1-night estimates of both sheltered and unsheltered homeless populations. The 1-night counts are conducted by Continuums of Care nationwide and occur during the last week in January of each year.

Rapid Rehousing (RRH) is a housing model designed to provide temporary housing assistance to people experiencing homelessness, moving them quickly out of homelessness and into permanent housing.

Safe Havens are projects that provide private or semi-private long-term housing for people with severe mental illness and are limited to serving no more than 25 people within a facility. People in safe havens are included in the 1-night PIT count but, at this time, are not included in the 1-year shelter count.

Sheltered Homelessness refers to people who are staying in emergency shelters, transitional housing programs, or safe havens.

Transitional Housing Programs provide people experiencing homelessness a place to stay combined with supportive services for up to 24 months.

Unaccompanied Youth (under 18) are people who are not part of a family with children or accompanied by their parent or guardian during their episode of homelessness and who are under the age of 18.

Unaccompanied Youth (18 to 24) are people who are not part of a family with children or accompanied by their parent or guardian during their episode of homelessness, and who are between the ages of 18 and 24.

Unsheltered Homelessness refers to people whose primary nighttime residence is a public or private place not designated for, or ordinarily used as, regular sleeping accommodation for people (for example, the streets, vehicles, or parks).

Veteran refers to any person who served on active duty in the armed forces of the United States. This includes Reserves and National Guard members who were called up to active duty.

Appendix B: 2025 Data Detail

Appendix C: Housing Inventory Count

Appendix D: Survey Instruments

Households with at Least One Adult and One Child					
	Sheltered ES	Unsheltered	2025 Total	2024 Total	% Change
Total number of households	24	0	24	47	-49%
Total number of persons	66	0	66	109	-39%
Number of children (under age 18)	40	0	40	68	-41%
Number of youth (age 18 to 24)	3	0	3	11	-73%
Number of adults (age 25 to 34)	13	0	13	14	-7%
Number of adults (age 35 to 44)	7	0	7	13	-46%
Number of adults (age 45 to 54)	3	0	3	2	50%
Number of adults (age 55 to 64)	0	0	0	0	-
Number of adults (age 65 or older)	0	0	0	1	-100%
Gender (adults and children)	Sheltered ES	Unsheltered	2025 Total	2024 Total	
Woman (Girl if child)	42	0	42	63	
Man (Boy if child)	23	0	23	46	
Culturally Specific Identity	0	0	0	0	
Transgender	0	0	0	0	
Non-Binary	0	0	0	0	
Questioning	1	0	1	0	
Different Identity	0	0	0	0	
More Than One Gender	0	0	0	0	
<i>Of those that selected More Than One Gender, how many people reported gender identities that:</i>					
Includes Woman (Girl if child)	0	0	0	0	
Includes Man (Boy if child)	0	0	0	0	
Includes Culturally Specific Identity	0	0	0	0	
Includes Transgender	0	0	0	0	
Includes Non-Binary	0	0	0	0	
Includes Questioning	0	0	0	0	
Includes Different Identity	0	0	0	0	
Race and Ethnicity (adults and children)	Sheltered ES	Unsheltered	2025 Total	2024 Total	
American Indian, Alaska Native, or Indigenous	0	0	0	0	
American Indian, Alaska Native, or Indigenous & Hispanic/Latina/e/o	0	0	0	0	
Asian or Asian American	0	0	0	0	
Asian or Asian American & Hispanic/Latina/e/o	0	0	0	0	
Black, African American, or African	33	0	33	60	
Black, African American, or African & Hispanic/Latina/e/o	2	0	2	0	
Hispanic/Latina/e/o	4	0	4	10	
Middle Eastern or North African	0	0	0	0	
Middle Eastern or North African & Hispanic/Latina/e/o	0	0	0	0	
Native Hawaiian or Pacific Islander	0	0	0	0	
Native Hawaiian or Pacific Islander & Hispanic/Latina/e/o	0	0	0	0	
White	16	0	16	35	
White & Hispanic/Latina/e/o	1	0	1	0	
Multi-Racial & Hispanic/Latina/e/o	0	0	0	0	
Multi-Racial (not Hispanic/Latina/e/o)	10	0	10	4	
Chronically Homeless	Sheltered ES	Unsheltered	2025 Total	2024 Total	% Change
Total number of households	6	0	6	4	50%
Total number of persons	13	0	13	14	-7%

Households without Children					
	Sheltered ES	Unsheltered	2025 Total	2024 Total	% Change
Total number of households	252	70	322	293	10%
Total number of persons	253	70	323	293	10%
Number of youth (age 18 to 24)	7	0	7	13	-46%
Number of adults (age 25 to 34)	24	9	33	43	-23%
Number of adults (age 35 to 44)	45	20	65	63	3%
Number of adults (age 45 to 54)	51	21	72	54	33%
Number of adults (age 55 to 64)	77	13	90	91	-1%
Number of adults (age 65 or older)	40	2	42	21	100%
Data Not Collected	9	5	14	8	75%
Gender (only adults)	Sheltered ES	Unsheltered	2025 Total	2024 Total	
Woman (Girl if child)	81	24	105	88	
Man (Boy if child)	169	44	213	201	
Culturally Specific Identity	0	0	0	0	
Transgender	3	0	3	2	
Non-Binary	0	0	0	1	
Questioning	0	0	0	0	
Different Identity	0	0	0	0	
More Than One Gender	0	1	1	1	
Of those that selected More Than One Gender, how many people reported gender identities that:					
Includes Woman (Girl if child)	0	0	0	0	
Includes Man (Boy if child)	0	1	1	0	
Includes Culturally Specific Identity	0	0	0	0	
Includes Transgender	0	1	1	0	
Includes Non-Binary	0	0	0	0	
Includes Questioning	0	0	0	0	
Includes Different Identity	0	0	0	0	
Race and Ethnicity (only adults)	Sheltered ES	Unsheltered	2025 Total	2024 Total	
American Indian, Alaska Native, or Indigenous	1	0	1	4	
American Indian, Alaska Native, or Indigenous & Hispanic/Latina/e/o	0	0	0	1	
Asian or Asian American	4	0	4	3	
Asian or Asian American & Hispanic/Latina/e/o	0	0	0	0	
Black, African American, or African	92	14	106	87	
Black, African American, or African & Hispanic/Latina/e/o	0	0	0	0	
Hispanic/Latina/e/o	3	2	5	2	
Middle Eastern or North African	1	0	1	3	
Middle Eastern or North African & Hispanic/Latina/e/o	0	0	0	0	
Native Hawaiian or Pacific Islander	0	0	0	0	
Native Hawaiian or Pacific Islander & Hispanic/Latina/e/o	0	0	0	0	
White	144	46	190	172	
White & Hispanic/Latina/e/o	1	1	2	2	
Multi-Racial & Hispanic/Latina/e/o	0	0	0	0	
Multi-Racial (not Hispanic/Latina/e/o)	4	5	9	4	
Client Doesn't Know/Prefers Not to Answer	3	1	4	2	
Missing Information	0	1	1	13	
Chronically Homeless	Sheltered ES	Unsheltered	2025 Total	2024 Total	% Change
Total number of persons	58	31	89	80	11%

Households with Only Children (under age 18)					
	Sheltered ES	Unsheltered	2025 Total	2024 Total	% Change
Total number of households	0	0	0	0	-
Number of children (under age 18)	0	0	0	0	-
Gender (children only)	Sheltered ES	Unsheltered	2025 Total	2024 Total	
Woman (Girl if child)	0	0	0	0	
Man (Boy if child)	0	0	0	0	
Culturally Specific Identity	0	0	0	0	
Transgender	0	0	0	0	
Non-Binary	0	0	0	0	
Questioning	0	0	0	0	
Different Identity	0	0	0	0	
More Than One Gender	0	0	0	0	
<i>Of those that selected More Than One Gender, how many people reported gender identities that:</i>					
Includes Woman (Girl if child)	0	0	0	0	
Includes Man (Boy if child)	0	0	0	0	
Includes Culturally Specific Identity	0	0	0	0	
Includes Transgender	0	0	0	0	
Includes Non-Binary	0	0	0	0	
Includes Questioning	0	0	0	0	
Includes Different Identity	0	0	0	0	
Race and Ethnicity (children only)	Sheltered ES	Unsheltered	2025 Total	2024 Total	
American Indian, Alaska Native, or Indigenous	0	0	0	0	
American Indian, Alaska Native, or Indigenous & Hispanic/Latina/e/o	0	0	0	0	
Asian or Asian American	0	0	0	0	
Asian or Asian American & Hispanic/Latina/e/o	0	0	0	0	
Black, African American, or African	0	0	0	0	
Black, African American, or African & Hispanic/Latina/e/o	0	0	0	0	
Hispanic/Latina/e/o	0	0	0	0	
Middle Eastern or North African	0	0	0	0	
Middle Eastern or North African & Hispanic/Latina/e/o	0	0	0	0	
Native Hawaiian or Pacific Islander	0	0	0	0	
Native Hawaiian or Pacific Islander & Hispanic/Latina/e/o	0	0	0	0	
White	0	0	0	0	
White & Hispanic/Latina/e/o	0	0	0	0	
Multi-Racial & Hispanic/Latina/e/o	0	0	0	0	
Multi-Racial (not Hispanic/Latina/e/o)	0	0	0	0	
Chronically Homeless	Sheltered ES	Unsheltered	2025 Total	2024 Total	% Change
Total number of persons	0	0	0	0	-

Veteran Households with at Least One Adult and One Child					
	Sheltered ES	Unsheltered	2025 Total	2024 Total	% Change
Total number of households	0	0	0	0	-
Total number of persons	0	0	0	0	-
Total number of veterans	0	0	0	0	-
Gender (veterans only)	Sheltered ES	Unsheltered	2025 Total	2024 Total	
Woman (Girl if child)	0	0	0	0	
Man (Boy if child)	0	0	0	0	
Culturally Specific Identity	0	0	0	0	
Transgender	0	0	0	0	
Non-Binary	0	0	0	0	
Questioning	0	0	0	0	
Different Identity	0	0	0	0	
More Than One Gender	0	0	0	0	
<i>Of those that selected More Than One Gender, how many people reported gender identities that:</i>					
Includes Woman (Girl if child)	0	0	0	0	
Includes Man (Boy if child)	0	0	0	0	
Includes Culturally Specific Identity	0	0	0	0	
Includes Transgender	0	0	0	0	
Includes Non-Binary	0	0	0	0	
Includes Questioning	0	0	0	0	
Includes Different Identity	0	0	0	0	
Race and Ethnicity (veterans only)	Sheltered ES	Unsheltered	2025 Total	2024 Total	
American Indian, Alaska Native, or Indigenous	0	0	0	0	
American Indian, Alaska Native, or Indigenous & Hispanic/Latina/e/o	0	0	0	0	
Asian or Asian American	0	0	0	0	
Asian or Asian American & Hispanic/Latina/e/o	0	0	0	0	
Black, African American, or African	0	0	0	0	
Black, African American, or African & Hispanic/Latina/e/o	0	0	0	0	
Hispanic/Latina/e/o	0	0	0	0	
Middle Eastern or North African	0	0	0	0	
Middle Eastern or North African & Hispanic/Latina/e/o	0	0	0	0	
Native Hawaiian or Pacific Islander	0	0	0	0	
Native Hawaiian or Pacific Islander & Hispanic/Latina/e/o	0	0	0	0	
White	0	0	0	0	
White & Hispanic/Latina/e/o	0	0	0	0	
Multi-Racial & Hispanic/Latina/e/o	0	0	0	0	
Multi-Racial (not Hispanic/Latina/e/o)	0	0	0	0	
Chronically Homeless (Veteran Households)	Sheltered ES	Unsheltered	2025 Total	2024 Total	% Change
Total number of households	0	0	0	0	-
Total number of persons	0	0	0	0	-

Veteran Households without Children					
	Sheltered ES	Unsheltered	2025 Total	2024 Total	% Change
Total number of households	20	6	26	18	44%
Total number of persons	20	6	26	18	44%
Total number of veterans	20	6	26	18	44%
Gender (veterans only)	Sheltered ES	Unsheltered	2025 Total	2024 Total	
Woman (Girl if child)	2	1	3	2	
Man (Boy if child)	18	5	23	16	
Culturally Specific Identity	0	0	0	0	
Transgender	0	0	0	0	
Non-Binary	0	0	0	0	
Questioning	0	0	0	0	
Different Identity	0	0	0	0	
More Than One Gender	0	0	0	0	
<i>Of those that selected More Than One Gender, how many people reported gender identities that:</i>					
Includes Woman (Girl if child)	0	0	0	0	
Includes Man (Boy if child)	0	0	0	0	
Includes Culturally Specific Identity	0	0	0	0	
Includes Transgender	0	0	0	0	
Includes Non-Binary	0	0	0	0	
Includes Questioning	0	0	0	0	
Includes Different Identity	0	0	0	0	
Race and Ethnicity (veterans only)	Sheltered ES	Unsheltered	2025 Total	2024 Total	
American Indian, Alaska Native, or Indigenous	0	0	0	0	
American Indian, Alaska Native, or Indigenous & Hispanic/Latina/e/o	0	0	0	0	
Asian or Asian American	0	0	0	0	
Asian or Asian American & Hispanic/Latina/e/o	0	0	0	0	
Black, African American, or African	6	2	8	7	
Black, African American, or African & Hispanic/Latina/e/o	0	0	0	0	
Hispanic/Latina/e/o	0	0	0	0	
Middle Eastern or North African	0	0	0	0	
Middle Eastern or North African & Hispanic/Latina/e/o	0	0	0	0	
Native Hawaiian or Pacific Islander	0	0	0	0	
Native Hawaiian or Pacific Islander & Hispanic/Latina/e/o	0	0	0	0	
White	14	4	18	10	
White & Hispanic/Latina/e/o	0	0	0	0	
Multi-Racial & Hispanic/Latina/e/o	0	0	0	0	
Multi-Racial (not Hispanic/Latina/e/o)	0	0	0	0	
Data Not Collected	0	0	0	1	
Chronically Homeless (Veteran Households)	Sheltered ES	Unsheltered	2025 Total	2024 Total	% Change
Total number of persons	4	2	6	5	20%

Unaccompanied Youth Households					
	Sheltered ES	Unsheltered	2025 Total	2024 Total	% Change
Total number of unaccompanied youth households	6	0	6	12	-50%
Total number of unaccompanied youth	6	0	6	12	-50%
Number of unaccompanied children (under age 18)	0	0	0	0	-
Number of unaccompanied young adults (age 18-24)	6	0	6	12	-50%
Gender (unaccompanied youth)	Sheltered ES	Unsheltered	2025 Total	2024 Total	
Woman (Girl if child)	2	0	2	6	
Man (Boy if child)	3	0	3	5	
Culturally Specific Identity	0	0	0	0	
Transgender	1	0	1	0	
Non-Binary	0	0	0	0	
Questioning	0	0	0	0	
Different Identity	0	0	0	0	
More Than One Gender	0	0	0	1	
<i>Of those that selected More Than One Gender, how many people reported gender identities that:</i>					
Includes Woman (Girl if child)	0	0	0	1	
Includes Man (Boy if child)	0	0	0	0	
Includes Culturally Specific Identity	0	0	0	0	
Includes Transgender	0	0	0	1	
Includes Non-Binary	0	0	0	0	
Includes Questioning	0	0	0	0	
Includes Different Identity	0	0	0	0	
Race and Ethnicity (unaccompanied youth)	Sheltered ES	Unsheltered	2025 Total	2024 Total	
American Indian, Alaska Native, or Indigenous	0	0	0	0	
American Indian, Alaska Native, or Indigenous & Hispanic/Latina/e/o	0	0	0	0	
Asian or Asian American	0	0	0	0	
Asian or Asian American & Hispanic/Latina/e/o	0	0	0	0	
Black, African American, or African	2	0	2	3	
Black, African American, or African & Hispanic/Latina/e/o	0	0	0	0	
Hispanic/Latina/e/o	0	0	0	0	
Middle Eastern or North African	0	0	0	0	
Middle Eastern or North African & Hispanic/Latina/e/o	0	0	0	0	
Native Hawaiian or Pacific Islander	0	0	0	0	
Native Hawaiian or Pacific Islander & Hispanic/Latina/e/o	0	0	0	0	
White	4	0	4	8	
White & Hispanic/Latina/e/o	0	0	0	0	
Multi-Racial & Hispanic/Latina/e/o	0	0	0	0	
Multi-Racial (not Hispanic/Latina/e/o)	0	0	0	1	
Chronically Homeless (unaccompanied youth)	Sheltered ES	Unsheltered	2025 Total	2024 Total	% Change
Total number of persons	2	0	2	4	-50%

Parenting Youth Households					
	Sheltered ES	Unsheltered	2025 Total	2024 Total	% Change
Total number of parenting youth households	3	0	3	1	200%
Total number of persons in parenting youth households	6	0	6	2	200%
Total Parenting Youth (youth parents only)	3	0	3	1	200%
Total Children in Parenting Youth Households	3	0	3	1	200%
Number of parenting youth under age 18	1	0	1	0	100%
Children in households with parenting youth under age 18	1	0	1	0	100%
Number of parenting youth age 18 to 24	3	0	3	1	200%
Children in households with parenting youth age 18 to 24	3	0	3	1	200%
Gender (youth parents only)	Sheltered ES	Unsheltered	2025 Total	2024 Total	
Woman (Girl if child)	3	0	3	1	
Man (Boy if child)	0	0	0	0	
Culturally Specific Identity	0	0	0	0	
Transgender	0	0	0	0	
Non-Binary	0	0	0	0	
Questioning	0	0	0	0	
Different Identity	0	0	0	0	
More Than One Gender	0	0	0	0	
<i>Of those that selected More Than One Gender, how many people reported gender identities that:</i>					
Includes Woman (Girl if child)	0	0	0	0	
Includes Man (Boy if child)	0	0	0	0	
Includes Culturally Specific Identity	0	0	0	0	
Includes Transgender	0	0	0	0	
Includes Non-Binary	0	0	0	0	
Includes Questioning	0	0	0	0	
Includes Different Identity	0	0	0	0	
Race and Ethnicity (youth parents only)	Sheltered ES	Unsheltered	2025 Total	2024 Total	
American Indian, Alaska Native, or Indigenous	0	0	0	0	
American Indian, Alaska Native, or Indigenous & Hispanic/Latina/e/o	0	0	0	0	
Asian or Asian American	0	0	0	0	
Asian or Asian American & Hispanic/Latina/e/o	0	0	0	0	
Black, African American, or African	3	0	0	1	
Black, African American, or African & Hispanic/Latina/e/o	0	0	0	0	
Hispanic/Latina/e/o	0	0	0	0	
Middle Eastern or North African	0	0	0	0	
Middle Eastern or North African & Hispanic/Latina/e/o	0	0	0	0	
Native Hawaiian or Pacific Islander	0	0	0	0	
Native Hawaiian or Pacific Islander & Hispanic/Latina/e/o	0	0	0	0	
White	0	0	0	0	
White & Hispanic/Latina/e/o	0	0	0	0	
Multi-Racial & Hispanic/Latina/e/o	0	0	0	0	
Multi-Racial (not Hispanic/Latina/e/o)	0	0	0	0	
Chronically Homeless (parenting youth households)	Sheltered ES	Unsheltered	2025 Total	2024 Total	% Change
Total number of households	2	0	2	0	200%
Total number of persons	4	0	4	0	400%

HOMELESS SUBPOPULATIONS				
Additional Homeless Populations	Sheltered ES	Unsheltered	2025 Total	2024 Total
Adults with a Serious Mental Illness	103	27	130	100
Adults with a Substance Use Disorder	58	20	78	57
Adults with HIV/AIDS	2	1	3	1
Adult Survivors of Domestic Violence (optional)	39	30	69	51

Appendix C: Housing Inventory Count

Project Type	Organization Name	Project Name	Bed Type	Target Pop.	Veteran Beds HH w/ Children	Youth Beds HH w/ Children	CH Beds HH w/ Children	Veteran Beds HH w/o Children	Youth Beds HH w/o Children	CH Beds HH w/o Children	CH Beds HH w/ only Children	Year-Round Beds	Total Seasonal Beds	Overflow Beds	PIT Count	Total Beds	Utilization Rate
PSH	Commonwealth Catholic Charities	Healing Haven		NA	0	0	0	0	0	31	0	31	0	0	33	31	106%
PSH	Commonwealth Catholic Charities	Heroes Haven		NA	0	0	0	7	0	7	0	7	0	0	5	7	71%
RRH	Council of Community Services	City of Roanoke ESG		NA	0	0	0	0	0	0	0	0	0	0	0	0	-
RRH	Council of Community Services	DHCD - VHSP		NA	0	0	0	0	0	0	0	15	0	0	15	15	100%
RRH	Council of Community Services	Virginia Housing Trust Fund - RRH		NA	0	0	0	0	0	0	0	12	0	0	12	12	100%
ES-EE	Family Promise of Greater Roanoke	Housing for Families with Children	Other beds	NA	0	0	0	0	0	0	0	10	0	0	8	10	80%
ES-NbN	Rescue Mission of Roanoke	Rescue Mission - (Entry Program)	Facility-based	NA	0	0	0	0	0	0	0	323	0	0	226	323	70%
PSH	Salem Veteran Affairs Medical Center	HUD-VASH		NA	18	0	0	86	0	0	0	104	0	0	104	104	100%
ES	Safehome Systems	Safehome Systems - DV Shelter	Facility-based	DV	0	0	0	0	0	0	0	12	0	0	7	12	58%
ES	Salvation Army	Turning Point	Facility-based	DV	0	0	0	0	0	0	0	17	0	0	15	17	88%
ES	Total Action for Progress	DV Services - Emergency Shelter		DV	0	0	0	0	0	0	0	17	0	0	17	17	100%
RRH	Total Action for Progress	Shallow Subsidy		NA	6		0	10	0	0	0	34	0	0	34	34	100%
RRH	Total Action for Progress	Supportive Services for Veteran Families		NA	9	0	0	13	0	0	0	22	0	0	22	22	100%
					Sum : 53	Sum : 0	Sum : 0	Sum : 125	Sum : 0	Sum : 38	Sum : 0	Sum : 633	Sum : 0	Sum : 0	Sum : 544	Sum : 633	

Appendix D: Survey Instruments

2025 Winter Point-In-Time Count Survey

Interviewer Section

Interviewer Name: _____	Interviewer Role: <input type="checkbox"/> Volunteer <input type="checkbox"/> Team <input type="checkbox"/> Staff <input type="checkbox"/> Other: _____
Assessment Date: ____ / ____ / ____	Assessment Location: _____
Assessment Time: AM : PM	<input type="checkbox"/> Roanoke City <input type="checkbox"/> Roanoke County/Vinton <input type="checkbox"/> Salem <input type="checkbox"/> Botetourt <input type="checkbox"/> Craig County <input type="checkbox"/> Clifton Forge <input type="checkbox"/> Covington <input type="checkbox"/> Alleghany County

Survey Start

“Hi, my name is _____, and I’m a volunteer with the Blue Ridge Continuum of Care. We’re doing a survey to count people who are homeless and to improve the help we provide. Your answers are completely voluntary, and we won’t share your name or personal information with anyone. You don’t have to share your name or Social Security number if you don’t want to. The survey will take about 10 minutes. Is that okay?”

Do you agree to participate in this survey?	<input type="checkbox"/> No <input type="checkbox"/> Yes <i>If "No", end of survey.</i>
Have you already completed this survey this week?	<input type="checkbox"/> No <input type="checkbox"/> Yes <i>If "Yes", end of survey.</i>
<p>In what type of place did you sleep on the night of January 22nd, 2025? I can list some places or you can describe where you slept.</p> <p><i>(if not a homeless living situation, then end of survey)</i></p>	<p>Unsheltered Homeless Living Situations</p> <p> <input type="checkbox"/> Street or Sidewalk <input type="checkbox"/> Vehicle (car, van, RV, truck) <input type="checkbox"/> Park <input type="checkbox"/> Abandoned Building <input type="checkbox"/> Bus or Train Station, Airport <input type="checkbox"/> Under Bridge/Overpass <input type="checkbox"/> Woods or Outdoor Encampment <input type="checkbox"/> Other Type of Place Not Meant for Human Habitation (specify): </p> <hr/> <p>Sheltered Homeless Living Situations</p> <p> <input type="checkbox"/> Emergency Shelter <input type="checkbox"/> Safe Haven </p> <p>----- <i>End of Survey if one of the following:</i> -----</p> <p>Institutional Living Situations</p> <p><input type="checkbox"/> Jail, Hospital, or Treatment Program</p> <p>Permanent Living Situations</p> <p> <input type="checkbox"/> Hotel/Motel (self-paid), Apartment, or House <input type="checkbox"/> Doesn't Know <input type="checkbox"/> Declined to answer </p>
In what specific location did you sleep on the night of January 22 nd 2025, if willing to share?	<input type="checkbox"/> Declined to answer

Demographic Section *(included in client's HMIS profile page)*

Social Security Number “If you don’t know it, or don’t want to share it, that’s okay.”	<input type="checkbox"/> Full SSN <input type="checkbox"/> Partial SSN <input type="checkbox"/> Doesn’t Know <input type="checkbox"/> Declined _____ - _____ - _____
Name	First: _____ Middle: _____ Last: _____ <input type="checkbox"/> Full Name <input type="checkbox"/> Partial / Code Name <input type="checkbox"/> Doesn’t Know <input type="checkbox"/> Declined
Date of Birth (month/day/year)	<input type="checkbox"/> Full DOB <input type="checkbox"/> Partial DOB _____ / _____ / _____ <input type="checkbox"/> Doesn’t Know <input type="checkbox"/> Declined
Gender (check <u>all</u> that apply)	<input type="checkbox"/> Woman (Girl, if child) <input type="checkbox"/> Man (Boy, if child) <input type="checkbox"/> Transgender <input type="checkbox"/> Culturally Specific Identity (e.g., Two-Spirit) <input type="checkbox"/> Doesn’t Know <input type="checkbox"/> Non-Binary <input type="checkbox"/> Questioning <input type="checkbox"/> Declined to answer <input type="checkbox"/> Different Identity: _____

Do you have preferred pronouns? <i>(consider asking this question <u>only</u> if any choices other than “Woman” or “Man” are chosen for Gender)</i>	<input type="checkbox"/> She/Her/Hers <input type="checkbox"/> He/Him/His <input type="checkbox"/> They/Them/Theirs <input type="checkbox"/> None (use name only) <input type="checkbox"/> Doesn't Know <input type="checkbox"/> Declined to answer <input type="checkbox"/> Custom: _____
Sexual Orientation	<input type="checkbox"/> Heterosexual <input type="checkbox"/> Gay <input type="checkbox"/> Lesbian <input type="checkbox"/> Bisexual <input type="checkbox"/> Questioning <input type="checkbox"/> Other: _____ <input type="checkbox"/> Doesn't Know <input type="checkbox"/> Declined to answer
Race and Ethnicity <i>(check <u>all</u> that apply)</i>	<input type="checkbox"/> American Indian, Alaska Native, or Indigenous <input type="checkbox"/> Asian <input type="checkbox"/> Black <input type="checkbox"/> Hispanic/Latina/e/o <input type="checkbox"/> Middle Eastern or North African <input type="checkbox"/> Native Hawaiian or Pacific Islander <input type="checkbox"/> White <input type="checkbox"/> Declined
Highest level of education attained	<input type="checkbox"/> None <input type="checkbox"/> K-8 <input type="checkbox"/> Some High School <input type="checkbox"/> High School Grad <input type="checkbox"/> GED <input type="checkbox"/> Some College (incl. technical/community college) <input type="checkbox"/> College Graduate <input type="checkbox"/> Post Graduate <input type="checkbox"/> Declined to answer
Have you ever served in the U.S. Military?	<input type="checkbox"/> No <input type="checkbox"/> Yes <input type="checkbox"/> Declined to answer
If yes, were you in combat?	<input type="checkbox"/> No <input type="checkbox"/> Yes <input type="checkbox"/> Declined to answer
If yes, what was the character of your discharge?	<input type="checkbox"/> Honorable <input type="checkbox"/> Other than Honorable <input type="checkbox"/> Bad Conduct <input type="checkbox"/> Dishonorable <input type="checkbox"/> Uncharacterized <input type="checkbox"/> Declined to answer
Have you ever been in foster care?	<input type="checkbox"/> No <input type="checkbox"/> Yes <input type="checkbox"/> Declined to answer
Have you ever been in jail?	<input type="checkbox"/> No <input type="checkbox"/> Yes <input type="checkbox"/> Declined to answer
Have you ever been in prison?	<input type="checkbox"/> No <input type="checkbox"/> Yes <input type="checkbox"/> Declined to answer

Housing Section

Current locality <i>(If other, please specify City and State)</i>	<input type="checkbox"/> Roanoke City <input type="checkbox"/> Roanoke County/Vinton <input type="checkbox"/> Salem <input type="checkbox"/> Botetourt <input type="checkbox"/> Craig County <input type="checkbox"/> Clifton Forge <input type="checkbox"/> Covington <input type="checkbox"/> Alleghany County <input type="checkbox"/> Other: _____ <input type="checkbox"/> Declined
How long have you lived in this area?	<input type="checkbox"/> Doesn't Know Years: _____ Months: _____ <input type="checkbox"/> Declined to answer
In which locality did you live prior to becoming homeless? <i>(If other, please specify City and State)</i>	<input type="checkbox"/> Roanoke City <input type="checkbox"/> Roanoke County/Vinton <input type="checkbox"/> Salem <input type="checkbox"/> Botetourt <input type="checkbox"/> Craig County <input type="checkbox"/> Clifton Forge <input type="checkbox"/> Covington <input type="checkbox"/> Alleghany County <input type="checkbox"/> Other: _____ <input type="checkbox"/> Declined
If you moved from another locality, why did you move? <i>(check <u>all</u> that apply, and/or write-in a reason below)</i> <input type="checkbox"/> Other: _____ _____ _____	<input type="checkbox"/> Family/Friends <input type="checkbox"/> Death of Family/Friend <input type="checkbox"/> Child Custody <input type="checkbox"/> Relationship <input type="checkbox"/> Employment <input type="checkbox"/> Cost of Living <input type="checkbox"/> Crime/Safety <input type="checkbox"/> Medical Treatment <input type="checkbox"/> Substance Abuse Treatment Program <input type="checkbox"/> Emergency Shelter <input type="checkbox"/> Domestic Violence <input type="checkbox"/> Support Resources <input type="checkbox"/> Housing Opportunity <input type="checkbox"/> Released from Institution <input type="checkbox"/> Sent Here <input type="checkbox"/> Stuck Here <input type="checkbox"/> Change of Scenery <input type="checkbox"/> Transportation/Walkability <input type="checkbox"/> More Inclusive/Welcoming <input type="checkbox"/> Declined to answer
ZIP code of last permanent address <i>(also, please check the type of ZIP code)</i>	<input type="checkbox"/> Full <input type="checkbox"/> Partial _____ <input type="checkbox"/> Doesn't Know <input type="checkbox"/> Declined to answer
Approximate date current homelessness started?	<input type="checkbox"/> Doesn't Know ____ / ____ / _____ <input type="checkbox"/> Declined to answer
Number of times literally homeless in the past 3 years?	_____ <input type="checkbox"/> Doesn't Know <input type="checkbox"/> Declined to answer
Total number of months homeless in the past 3 years?	_____ <input type="checkbox"/> Doesn't Know <input type="checkbox"/> Declined to answer
In the past 3 years, have you been an inpatient at any of the following types of facilities? <i>(check <u>all</u> that apply, and/or write-in below)</i> <input type="checkbox"/> Other: _____ _____ _____	<input type="checkbox"/> Foster care home or foster care group home <input type="checkbox"/> Hospital or other residential non-psychiatric medical facility <input type="checkbox"/> Jail, prison, or juvenile detention facility <input type="checkbox"/> Long-term care facility or nursing home <input type="checkbox"/> Psychiatric hospital or other psychiatric facility <input type="checkbox"/> Substance abuse treatment facility or detox center <input type="checkbox"/> Doesn't Know <input type="checkbox"/> Declined to answer

Did eviction lead to your current episode of homelessness?	<input type="checkbox"/> No <input type="checkbox"/> Yes <input type="checkbox"/> Doesn't Know <input type="checkbox"/> Declined to answer
Reasons for homelessness? <i>(check <u>all</u> that apply, and/or write-in a reason below)</i> <input type="checkbox"/> Other: _____ _____ _____ _____	<input type="checkbox"/> Relocated from Another Area or State <input type="checkbox"/> Loss of Job <input type="checkbox"/> No Affordable Housing <input type="checkbox"/> Underemployment/low income <input type="checkbox"/> Substance Abuse <input type="checkbox"/> Domestic Violence Victim <input type="checkbox"/> Health/Safety <input type="checkbox"/> Mental Health <input type="checkbox"/> Substandard Housing <input type="checkbox"/> Release from Institution <input type="checkbox"/> Doubled Up and Must Leave <input type="checkbox"/> Conflict with Landlord <input type="checkbox"/> Relationship Conflict <input type="checkbox"/> Criminal Activity <input type="checkbox"/> Medical Condition <input type="checkbox"/> Utility Shutoff <input type="checkbox"/> Mortgage Foreclosure <input type="checkbox"/> Loss of Housing Subsidy <input type="checkbox"/> Loss of Transportation <input type="checkbox"/> Loss of Child Care <input type="checkbox"/> Loss of Benefits <input type="checkbox"/> Death of Family/Friend <input type="checkbox"/> Declined to answer
If unsheltered, primary reason for sleeping outside vs. in a shelter?	_____ _____ _____ _____ <input type="checkbox"/> Declined
Please share any comments or thoughts you have about being without housing.	_____ _____ _____ _____

Domestic Violence Section

"Have you ever been a victim of domestic violence?"	<input type="checkbox"/> No <input type="checkbox"/> Yes <input type="checkbox"/> Declined to answer
Are you currently fleeing domestic violence, dating violence, sexual assault or stalking?	<input type="checkbox"/> No <input type="checkbox"/> Yes <input type="checkbox"/> Declined to answer

Health Section

Do you have a permanent physical disability that limits your mobility? <i>(i.e., wheelchair, amputation, unable to climb stairs, etc.)</i>	<input type="checkbox"/> No <input type="checkbox"/> Yes <input type="checkbox"/> Declined to answer
Do you have any of the following conditions? <i>(check <u>all</u> that apply; if other, please specify)</i>	<input type="checkbox"/> Physical Disability <input type="checkbox"/> Developmental <input type="checkbox"/> Mental Health Disorder <input type="checkbox"/> Substance Use Disorder <input type="checkbox"/> Chronic Health Condition <input type="checkbox"/> HIV/AIDS <input type="checkbox"/> Declined to answer <input type="checkbox"/> Other _____
Do you have health insurance? Can you tell me what kind it is? <i>(check <u>all</u> that apply; if other, please specify)</i>	<input type="checkbox"/> None <input type="checkbox"/> Medicaid <input type="checkbox"/> Medicare <input type="checkbox"/> VA <input type="checkbox"/> Private Insurance <input type="checkbox"/> Declined to answer <input type="checkbox"/> Other _____
How do you mainly get around? <i>(check <u>all</u> that apply; if other, please specify)</i>	<input type="checkbox"/> Licensed Motorized Vehicle <input type="checkbox"/> Valley Metro Bus <input type="checkbox"/> Walk <input type="checkbox"/> Ride with friends/family <input type="checkbox"/> Wheelchair/Mobility Device <input type="checkbox"/> Bicycle/Scooter <input type="checkbox"/> Declined to answer <input type="checkbox"/> Other _____

Household Information (Fill out one per household – used to match up household members by Head of Household)

Client is Head of Household?	<input type="checkbox"/> No <input type="checkbox"/> Yes <input type="checkbox"/> Doesn't Know <input type="checkbox"/> Declined to answer
Name (or code) of Head of Household:	_____ <input type="checkbox"/> Declined
Number of adults (18+) in your household: _____ <input type="checkbox"/> Declined	Number of children in your household: _____ <input type="checkbox"/> Declined

Household Composition:

	Name (or code)	Age	Relationship
Household member 1			
Household member 2			

Household member 3			
Household member 4			
Household member 5			
Household member 6			
Household member 7			

Version 0.1 – Updated 11/08/2024